





224007 - Part List

Part No.	Description	Part No.	Description
1	Nut	19	Bracket
2	Round Cutting Blade	20	Screws
3	Star Cutting Blade	21	Buffer, Rubber mounting
4	Line Cutting Blade	22	Motor
5	Blade Protector	23	Ventilation fan
6	Collar	24	Upper Half Handle
7	Seal Ring	25	Main Switch
8	Bearing	26	Switch cover - oblong
9	Pipe	27	Switch cover - round
10	Shaft	28	Lower Half Handle
11	Bearing	29	Decoration ring
12	Shock absorbing ring	30	Braces (4)
13	Sinister brass seal ring	31	Power cord sleeve
14	Conical sleeve	32	Power Cord
15	Shaft connector	33	Screw
16	Connector	34	PCB
17	Shaft connector	35	Power cord press plate
18	Screws	36	Cover

Included Accessories

	Hanging Rack (1)
	Blades (3)
	Tool (2)
	Nuts (3)
	Wall Mount Screw Pack (2 of each)

224007 - Circuit Diagram

